

FOUNDERS

The Ministry of Health and Social Development
of Russian Federation
St. Petersburg Government
The St. Petersburg State University
St. Petersburg Research Institute of Phthisiopulmonology
The Association of Thoracic Surgeons of Russia
The National Association of phthisiologists
Surgical society named after N.I. Pirgogov
Russian Nurses Association

Federal North-West Medical Research Centre
Novosibirsk Institute of Circulation Pathology of Academician Meshalkin
St. Petersburg Institute of Phthisiopneumology
Surgical Center Hannover Medical School
With the support of:
The European Society of Thoracic Surgeons (ESTS)
The European Association for Cardio-Thoracic Surgery (EACTS)
German CardioThoracic Surgeon Society (DGTHG)
Russian Society of Surgeons

ORGANIZING COMMITTEE

Co-presidents of the Congress: P. Yablonskiy, A. Haverich

Akchurin R.S.	Volchkov V.A.	Korymasov E.A.	Polyakov I.S.	Sokolovich E.G.	Cherniavskiy A.M.
Avetisian A.O.	Gordeev M.L.	Kuzmichiov V.A.	Porkhanov V.A.	Tarabrin E.A.	Shneider Yu.A.
Akopov A.L.	Gotie S.V.	Levchenko E.V.	Revishtvil A.Sh.	Tarasov D.G.	Shoykhet Ya.N.
Bagirov M.A.	Ghestkov K.G.	Ostrovskiy Yu.P.	Rosseykin E.V.	Tyurin I.E.	Cebotari S.
Bazylyev V.V.	Ippolitov L.I.	Pikin O.V.	Samokhvalov I.M.	Khubulava G.G.	Tudorache I.
Barbukhatti K.O.	Karas'kov A.M.	Pischik V.G.	Sarkisova V.A.	Khubutija M.Sh.	
Belov Yu. V.	Kozak A.R.	Pogodina A.N.	Sigal E.I.	Chernov I.I.	

INTERNATIONAL EXPERTS

Hasan Fevzi Batirel (Turkey)	Roland Hetzer (Germany)	Bernard Park (USA)	Malakh Shreshtha (Germany)
Anatoli Ciubotaru (Germany)	David Jenkins (United Kingdom)	Gert D. Pretorius (USA)	Malcolm Underwood (Hong Kong,
Xavier Beno t D'Journu (France)	Gilbert Massard (France)	Ehud Raanani (Israel)	China)
Roberto Rene Favaloro (Argentina)	Lucio Carlos Alberto Mestres	Jens-Carsten R ckert (Germany)	Miguel Sousa Uva (Portugal)
Piér Louïgí Filosso (Italy)	(Spain)	Andr Simon (United Kingdom)	Marcin Złéjński (Poland)
Wolfgang Harringer (Germany)	Franca Melfi (Italy)	Malakh Shreshtha (Germany)	

GENERAL PARTNERS

ETHICON | Shaping
the future
of surgery
part of the Johnson & Johnson family of companies

GRENA ^{3G}
Think Medical™

Medtronic
Further, Together

OFFICIAL PARTNERS


**ДЕЛОВАЯ
МЕДИЦИНСКАЯ
КОМПАНИЯ**

B | BRAUN
SHARING EXPERTISE

PENTAX
MEDICAL

Coreway
TECHNOLOGY, Ltd

STORZ
KARL STORZ – ENDOSCOPE

Takeda

КОСМОС
МЕДИКАЛ

Нео/септика


**медицинские
партнеры**
Медицинская компания - объединяет ресурсы

HARTMANN
Создавая здоровое
будущее

Pfizer

FEHLING
INSTRUMENTS


Generium
Pharmaceutical


Импланта

GENERAL SERVICE AGENTS

АМЦ АКАДЕМИЧЕСКИЙ
МЕДИЦИНСКИЙ
ЦЕНТР

МЭД СВЯЯНС

INFORMATION SUPPORT

medsovet
info


SAPHIRA.RU
Агентство медико-социальной информации

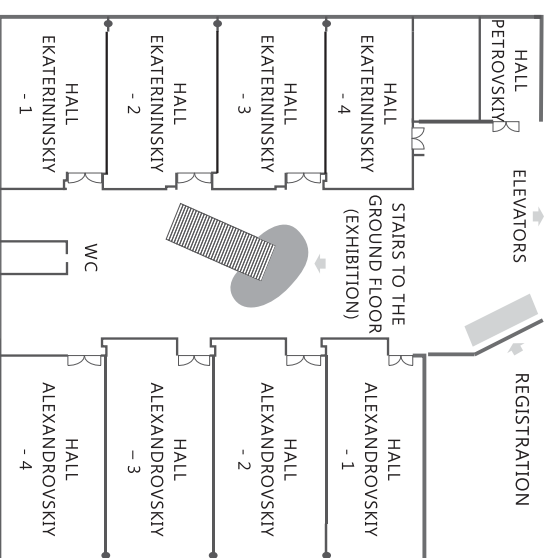
Social And Public Health Information Agency

LOCATION, HALL PLANS

Hotel «Crowné Plaza St. Petersburg Airport» (Startovaya str., 6-A)

“Crowné Plaza St. Petersburg Airport” is the unique hotel located in the rapidly developing business area close to the Pulkovo airport.

“Crowné Plaza St. Petersburg Airport” offers a full range of services for your comfortable stay in the hotel. Complimentary Wi-Fi internet or Broadband hi-speed internet access upon request.
24-hour Room Service.



GREETINGS FROM THE CO-PRESIDENTS

Dear colleagues!

Congratulations on the opening of the 7th International Congress «Current Trends of Modern Cardio-Thoracic Surgery». It has become a good tradition to meet in our delightful city on the banks of the Néva River to discuss multidisciplinary approaches to treatment of patient with cardio-thoracic diseases. In the course of these years, the Congress has become a bridge connecting the East and the West, cardio-vascular and thoracic surgeons, and the number of the delegates grows over the years. Every séquent year we welcome more and more foreign guests and experts, the agenda is becoming more complex and more interesting.

This year we celebrate the 50th anniversary of 3 major events that changed the appearance of the modern cardiothoracic surgery: the Ross operation, successful heart transplantation, and the venous aorto-coronary bypass graft. Spécial sessions of our Congress will be dedicated to these events. As well, the session "Acute and Chronic Pulmonary Artery Thromboembolism" will be dedicated to 110th anniversary of Tréndélénburg operation. As usual, the Congress will boast outstanding cultural program and sport competitions.

We wish all the delegates good health and hope that this Congress will become another step to strengthen professional and cultural links, will help to build trust between our professional communities and serve the benefit of our patients.

AXEL HAVERICH



Director of Cardiothoracic,
Transplantation and Vascular Surgery Chairman,
Surgical Center Hannover Medical School,
Professor - Dr. Dr. h.c.

PIOTR YABLONSKIY



Chairman,
Board of the Association of Thoracic Surgeons
Director of St. Petersburg Research Institute
of Phthisiopulmonology"
Major thoracic surgeon of Russian Ministry of Health
Chief surgeon of St. Petersburg Professor

REGISTRATION

Daily: June 09 – 11, 8:00 – 18:00

Registration of participants will take place in the foyer of the second floor of the hotel
«Crowne Plaza St. Petersburg Airport» (Startovaya str., 6-A).

SOCIAL PROGRAMME

JUNE, 15 *The gala dinner*

It will be held in the restaurant “Summer Palace” (St. Petersburg Highway, 130, k.7) at 19.00.
The program offers: a banquet, a concert and disco!



JUNE, 16 *The football championship*

A friendly mini-football championship between the teams of cardiac and thoracic surgeons will be held in the hall of sports complex «Nova Arena» (Grazhdanský av.,100) at 19:00.



JUNE, 15 **SCHOOLS, FESTIVAL OF MEDICAL VIDEO**

	G Hall «Alexandrovskiy 3+4»		G Hall «Alexandrovskiy 1+2»
09:00 – 10:55	ESTS School. Esophageal cancer		SCHOOL OF AORTIC ROOT SURGERY. 50 Years Ross Operation. Part 1. School
11:00 – 12:00	Festival of Medical Video (demonstration of the recorded esophagectomy procedures)		
12:00 – 12:15		Coffee break at the exhibit area	
12:15 – 13:55	ESTS School. Surgical treatment of patients in evidence-based thoracic surgery		SCHOOL OF AORTIC ROOT SURGERY. 50 Years Ross Operation. Part 2. Video Section
14:00 – 15:00	Festival of Medical Video (demonstration of the recorded segmentectomy procedures)		
15:00 – 15:30		Coffee break at the exhibit area	
15:30 – 18:00		Aortic (Lung) Pathology with Lung (Aortic) Involvement: Challenges for Cardiothoracic Team	

JUNE, 16 **PLENARY LECTURES, SCIENTIFIC SESSIONS, POSTERS**

	G Hall «Alexandrovskiy 3+4»	G Hall «Alexandrovskiy 1+2»	Hall «Ekaterininsky 3»	Hall «Ekaterininsky 3»
08:30 – 10:00	Interactive Poster Discussion (Thoracic surgery)	Infections in Thoracic Surgery	Interactive Poster Discussion (Cardiosurgery)	Association of Medical Nurses of Russia Symposium
10:00 – 10:15		Coffee break at the exhibit area		
10:15 – 10:45	Commencement Lecture: Porkhanov V.A. «MV» DARLING THORACIC SURGERY			Association of Medical Nurses of Russia Symposium
10:45 – 12:45	Guidelines and Registries for Quality Control in Cardiothoracic Surgery FACTS/ESTS/DGHTG/ATSR Plenary Session: Guidelines and Registries for Quality Control in Cardiothoracic Surgery			Association of Medical Nurses of Russia Symposium
12:45 – 13:00		Break		
13:00 – 13:55	Meeting of the Profile Commission attached to the Chief Independent Specialist. Thoracic Surgeon Moh	Lunch Symposium. Minimally Invasive Mitral Valve Surgery		Association of Medical Nurses of Russia Symposium
14:00 – 16:00	Robots in Cardio- Thoracic Surgery	Modern Approaches in Aortic Surgery	Lung Cancer: Controversial and Unresolved Issues	Association of Medical Nurses of Russia Symposium
16:00 – 16:15		Break		
16:15 – 18:15	Thymopathy Surgery: History and Modern Days	How to Improve Bypass Graft Durability: 50 Years of Experience	Chest Trauma	Association of Medical Nurses of Russia Symposium

JUNE, 17			SCIENTIFIC SESSIONS		
Время/Зал	G Hall «Alexandrovskiy 3+4»	G Hall «Alexandrovskiy 1+2»	G Hall «Ekaterinirskiy 2»		
9:00 – 11:00	Injury to the esophagus	Anniversary Session on Pulmonary Embolism – 110 Years of Trendelenburg Operation	Advanced practice of Russian cardiothoracic surgery. The Krasnodar Krai Center		
11:00 – 11:15		Coffee break at the exhibit area			
11:15 – 12:55	Peculiarities of esophageal resection and plasty in various diseases	Anniversary Session on Heart Transplantation: 50 Years of Experience	Round table: 'Unusual' Pneumothorax. Complication of COPD and emphysema in practice of a thoracic surgeon		
13:00 – 13:55	Poster session 'Cardiac Surgery' Poster session 'Thoracic Surgery' (at the exhibition area)	Lunch Symposium: Pacemaker Infections	Lunch-symposium: Treatment and prevention of postoperative complications in cardiovascular and thoracic surgery. Significant challenges in treating surgical sepsis		
14:00 – 16:00	Surgery for 'difficult' and complicated cases of tracheal diseases (Symposium in memory of V.N. Levasthev)	Atrial fibrillation in cardiac surgery	Surgical treatment of mediastinitis and surgical site infections		

THE DESIGNATIONS:

G Simultaneous translation attended


SOCIAL PROGRAMME

JUNE, 16	DAY 2	JUNE, 15	JUNE, 16
	Hall «Ekaterinirskiy 4»	THE GALA DINNER	A FRIENDLY SOCCER GAME
09:00 – 18:00	TRAINING ROOM "Skills of thorascopic lobectomy" Pre-registration will be held at the exhibition area at the stand of company «Ethicon»		
JUNE, 17	DAY 3	19:00 «Summer Palace» Restaurant (Peterhof, St. Petersburg Highway, 130, k.7)	19:00 A friendly mini-football championships between the teams of cardiac and thoracic surgeons
	Hall «Ekaterinirskiy 4»		
09:00 – 18:00	TRAINING ROOM "Skills of thorascopic lobectomy" Pre-registration will be held at the exhibition area at the stand of company «Ethicon»		


ВМЕСТЕ
МЫ МОЖЕМ
УЛУЧШИТЬ
РЕЗУЛЬТАТЫ
ЛЕЧЕНИЯ
ПАЦИЕНТА



V-Loc™
инструмент
ушивания раны



Valleylab™ LS10
электрокоагулирующий
генератор



iDrive™ Ultra
электрический
сшивающий
аппарат



Emprint™
аппарат для
микроваскулярной
абляции

Medtronic
Further. Together

ООО "Медтроник"
Тел.: +7(495) 580 73 77
Факс: +7(495) 580 73 78
www.medtronic.ru



JUNE 2017 *Dr. Stensburg*

- 12
- 13
- 14
- 15
- 16
- 17
- 18

JUNE, 14

LIVE SURGERY

St. Petersburg Research Institute of Phthysiopulmonology (2-4 Ligovsky Pr.)

Venue:

*St. Petersburg Research Institute of Phthysiopulmonology (2-4 Ligovsky Pr.)
Broadcasting to the Hall of Scientific Council and the Conference Hall*

09:00

Robot-assisted lobectomy in the lung cancer patient

*Operator – Prof. Park B. (New York, USA)
Memorial Sloan Kettering Cancer Center*

09:00

Pneumonectomy for pulmonary tuberculosis

*Operator – Prof. Porkhanov VA, Academician of the Russian Academy of Sciences (Krasnodar, Russia)
Chief Thoracic Surgeon of the Southern Federal District*

11:00

Robot-assisted lobectomy in the lung cancer patient

*Operator – Prof. Yablonskiy PK, Ph.D. (St. Petersburg, Russia)
Chief Thoracic Surgeon of the RF Ministry of Health*

11:00

Double-port segmentectomy with the use of the electrical suturing device

*Operator – Pischik VG, Ph.D. (St. Petersburg, Russia)
Chief Thoracic Surgeon of St. Petersburg*



JUNE 2017 *Dr. Stensburg*

12 13 14 15 16 17 18

DAY 1

SCHOOLS, FESTIVAL OF MEDICAL VIDEO

09:00 – 10:55

ESTS School. Esophageal cancer

Moderators: Massard G., Filosso P.-L., Levchenko E.V.

Dofour P. (Strasbourg, France)
STAGING AND COMBINATION TREATMENT: WHEN AND HOW?

Batirel H. (Istanbul, Turkey)
SURGICAL STRATEGY: RESECTION LEVEL AND CONDUIT SELECTION

D'Journo B. (Marcel, France)
MINIMALLY INVASIVE ESOPHAGECTOMY AND MUCOSECTOMY

Levchenko E.V. (St. Petersburg, Russia)
SURGERY FOR LOCALLY ADVANCED AND COMPLICATED ESOPHAGEAL CANCER

11:00 – 12:00

**Festival of Medical Video
(demonstration of the recorded esophagectomy procedures)**



 THORACOLAPAROSCOPIC LEWIS ESOPHAGECTOMY WITH MANUAL ANASTOMOSIS
Kononets P.V. (Moscow, Russia)

 THORACOLAPAROSCOPIC ESOPHAGECTOMY WITH RETROSTERNAL GASTRIC PULL-UP
Levchenko E.V. (St. Petersburg)

 THORACOLAPAROSCOPIC ESOPHAGECTOMY WITH A COLON INTERPOSITION GRAFT
AND MICROSURGICAL GRAFT REVASCULARIZATION
Cheremisov V.V., Ryabov A.B., Polyakov A.P., Ratushny M.V., Stetsyuk A.N. (Moscow, Russia)

 MINIMALLY INVASIVE ESIPHAGECTOMY
Xavier Benoit D'Journo (Marcel, France)

12:00 – 12:15

Coffee break at the exhibit area

Hall «Alexandrovskiy 3+4»



12:15 – 13:55

**ESTS School.
Surgical treatment of patients in evidence-based thoracic surgery**

Moderators: Massard G, Filosso P-L, Yablonskiy P.K.



Lardinois D. (Zurich, Switzerland)
HOW TO EVALUATE THE LUNG FUNCTION BEFORE SURGERY?

Zhikharev V.A. (Krasnodar, Russia)
HEART TESTS BEFORE LUNG RESECTION


Massard G. (Strasbourg, France)
BTS GUIDELINES FOR THE INVESTIGATION AND MANAGEMENT OF PULMONARY NODULES

Yablonskiy P.K. (St. Petersburg, Russia)
HOW TO DIFFERENTIATE TUBERCULOMA AND STAGE I-II LUNG CANCER?

Filosso P-L. (Torino, Italy)
NEW TNM CLASSIFICATION (8TH EDITION) FOR LUNG CANCER

**Festival of Medical Video
(demonstration of the recorded segmentectomy procedures)**



 SINGLE-PORT SEGMENTECTOMY
Shepichev E.V. (St. Petersburg, Russia)

 DOUBLE-PORT SEGMENTECTOMY WITH
ISG-FLUORESCENCE
Pischik V.G., Kovalenko A.I. (St. Petersburg, Russia)

 THORACOSCOPIC LEFT S1-2
SEGMENTECTOMY
Amiraliyev A.M., Pikhin O.V. (Moscow, Russia)

 ANATOMICAL RESECTION OF
THE UPPER SEGMENT AND BASAL PYRAMID
Kononets P.V. (Moscow, Russia)

15:00 – 15:30

Coffee break at the exhibit area (switching to the Hall Alexandrovskiy 1+2+3+4)



**School of Aortic Root Surgery.
50 Years Ross Operation. Part 1. School**

Moderators: Mestres C., Karaskov A.M., Gordeev M.L.

Karaskov M.L. (Novosibirsk, Russia)
ROSS OPERATION: PAST, PRESENT AND WHY AM I STILL DOING IT?

Favaloro R. (Buenos Aires, Argentina)
OPTIONS AORTIC VALVE REPLACEMENT IN YOUNG AND MIDDLE AGE ADULTS

Chernov I.I. (Astrakhan, Russia)
MODIFIED ROSS PROCEDURE

Rossel'kin E.V. (Penza, Russia)
AUTOLOGOUS AORTIC VALVE REPLACEMENT – OZAKI PROCEDURE. PRELIMINARY RESULTS

Mestres C. (Barcelona, Spain)
THE ROLE OF ROSS PROCEDURE IN INFECTIOUS ENDOCARDITIS SURGERY

Komarov R.N. (Moscow, Russia)
PROBLEMS OF ROOT SURGERY: OVERVIEW OF DIFFERENT TECHNIQUES

12:00 – 12:15

Break

Hall «Alexandrovskiy 1+2»

12:15 – 15:00

**School of Aortic Root Surgery.
50 Years Ross Operation. Part 2. Video Session***Moderators: Shrestha M.L., Charchyan E.R., Chernov I.I.*

Shrestha M.L., (Hannover, Germany)

AORTIC VALVE REIMPLANTATION TECHNIQUE AFTER ROSS PROCEDURE

Rossel'kin E.V. (Penza, Russia)

MODIFIED YACOB PROCEDURE

Charchyan E.R. (Moscow, Russia)

FLORIDA SLEEVE PROCEDURE

Barbúkhatti K.O. (Krasnodar, Russia)

BENTALL OPERATION

Ostrovskiy Y.P. (Minsk, Belarus)

HOMOGRIFT IMPLANTATION TECHNIQUE

Mestrés C. (Barcelona, Spain)

COMMANDO TECHNIQUE

Bogachév-Prokofjev A.V. (Novosibirsk, Russia)

AORTIC ROOT RECONSTRUCTION IN PATIENTS WITH BICUSPID AORTIC VALVE

15:00 – 15:30

Coffee break at the exhibit area (switching to the Hall Alexandrovskiy 1+2+3+4)

Hall «Alexandrovskiy 1+2+3+4»

15:30 – 18:00

Aortic (Lung) Pathology with Lung (Aortic) Involvement: Challenges for Cardiothoracic Team.*Moderators: Harringer W, Pischik VG., Rosseikin E.V.*

Rosseikin E.V.:
Prelude to a Nightmare.
Cardiac Surgeon's Point of View

Popov YA. (Moscow, Russia)
TREATMENT POSSIBILITIES OF GRAFT INFECTION AFTER TEVAR

Underwood M.(Hong Kong, China)
BRONCHIAL AND ESOPHAGEAL FISTULAE FOLLOWING TEVAR

Shrésht M.L. (Hannover, Germany)
GRAFT INFECTION AFTER TOTAL AORTIC ARCH REPLACEMENT

Pogodina A.N. (Moscow, Russia)
ACUTE ESOPHAGEAL OBSTRUCTION AND ESOPHAGEAL BLEEDING DUE TO RUPTURE OF THE AORTIC ANEURYSM

Konarov R.N. (Moscow, Russia)
EXTENDED PNEUMONECTOMY INCLUDING MAIN VESSELS RESECTION USING CPB

Charhyan E.R. (Moscow, Russia)
GIANT MEDIASTINAL TUMOR WITH AORTIC INVASION

Chíchivátov D.A. (Penza, Russia)
BRONCHIAL AND ESOPHAGEAL FISTULA AFTER AORTIC ARCH PROSTHESIS INFECTION

Zhéstkov K.G., Parshin VD., Pokrovskiy A.V. (Moscow, Russia)
TRACHEO-ESOPHAGEAL FISTULA WITH A.USORIA ARROSION

Kozlov V.V. (Novosibirsk, Russia)
SUCCESSFUL CORRECTION OF A RARE COMPLICATION OF THORACOSCOPIC ESOPHAGEAL RESECTION WHEN TRACHEO-ESOPHAGEAL FISTULA IS FORMED

18:00

Departure to the Gala Dinner



JUNE 2017 *Dr. Stensborg*

- 12
- 13
- 14
- 15
- 16
- 17
- 18

DAY 2

PLENARY LECTURES, SCIENTIFIC SESSIONS

08:30–10:00

Interactive Poster Discussion (Thoracic surgery)*Moderators: Yablonskiy P.K., Porokhanov V.A., Zhestkov K.G., Pishchik V.G.*

Arsen'ev A.I., Néfyodov A.O., Tarikov S.A., Kostitsyn K.A., Barchuk A.A., Gagiya K.E., Barchuk A.S., Zagryadskikh A.S. (St Pétersburg, Russia) SINGLE PORT VIDEOTHORACOSCOPIC LOBECTOMIES IN SURGICAL TREATMENT OF NON-SMALL-CELL LUNG CANCER

Zhürbenko G.A., Karpitskiy A.S., Panko S.V., Sheevyuk A.M., Boufalik R.I., Vakulich D.S., Ignatyuk A.N. (Bréat, Bélarús; Kielecé, Poland) TECHNICAL PECULIARITIES OF UNSTAPLED ANATOMICAL LUNG RESECTIONS

Andrashchuyuk V.V., Kazayéva N.A., Ostrovskiy Yu.P., Zharkov V.V., Kirganovich S.A., Gévorlyan T.T. (Minsk, Bélarús) IS QUALITY OF LIFE ALWAYS IMPAIRED FOR PATIENTS WITH SEVERE CONCOMITANT PATHOLOGIES AFTER ORGAN RESECTION DUE TO TUMOUR

Plaksin S.A., Farshatova L.I. (Pérm, Rússia) ROLE OF COMORBIDITIES IN EXUDATIVE PLEURISY THERAPEUTIC & DIAGNOSTIC ALGORITHM

Púshkin S.Yü., Golúbtsov V.I., Solokha I.Yü., Shifrin G.I., Púshkina D.S. (Samara, Rússia) OPTIONS OF BRONCHIAL TREE STRUCTURE IN INTRAVITAL MORPHOMETRIC STUDIES

Gapéenko V.V., Kúrinin V.P. (Minsk, Bélarús) FORECASTING INDIVIDUAL SURVIVAL FOR RADICALLY OPERATED PATIENTS WITH NON-SMALL-CELL LUNG CANCER

Maménko I.S., Tabanikova I.A., Vélshchikayév R.K., Vasíliév I.V., Ushkov A.D., Novótskaya T.A. (St Pétersburg, Rússia) TRANSBRONCHIAL BIOPSIES INFORMATIVE VALUE IN CASE OF LUNG PERIPHERAL NEOPLASMS DEPENDING ON SPATIAL INTERRELATION WITH ADJACENT BRONCHUS

Púkúinov M.Yü., Péchérov A.A., Bélaya Zh.E., Lébédéva A.N., Grítsáita A.Yü. (Moscow, Rússia) ACTG–PRODDUCING INTRAPULMONARY TUMOURS: SPECIFICS OF DIAGNOSTICS AND SURGICAL TREATMENT

Galvatov R.R., Vazhénin A.V., Gyúlov Kh.Ya., Yaitsev S.V., Lukh A.A., Kúlayev K.I., Mntsyrev E.O., Mironchenko M.N., Gnatyuk Ya.A., Trimoféev S.N., Kolosova E.S., Péchéritsa E.D. (Chélyabinsk, Rússia) PALLIATIVE PHOTODYNAMIC THERAPY IN STENOITIC CENTRAL LUNG CANCER

Véligotskiy N.N., Ursol G.N., Gorhúlich A.V., Véligotskiy A.N., Komarchuk V.V., Teslenko I.V., Trúshin A.S. (Kharkov, Ukraine) PREVENTION OF OESOPHAGOGASTRIC ANASTOMOTIC LEAKS IN HAUTE OESOPHAGOGASTROPLASTY

Gromov A.V., Vaitkov R.K., Kozyar I.V., Patka A.V., Sizonenko S.P. (Pétrapavlovsk-Kamchatskiy, Rússia) SURGICAL TREATMENT OF LUNG TB PATIENTS USING YAG-Nd LASER AND VIDEOTHORACOSCOPIC TECHNOLOGIES

Yésakov Yu.S., Péchérov A.A., Khlán T.N., Rayevskaya M.B., Sizov V.A. (Moscow, Rússia) INTRODUCTION OF ACCELERATED REHABILITATION PROTOCOL FOR PATIENTS AFTER ANATOMICAL LUNG RESECTION: PROSPECTIVE SINGLE CENTRE NON-RANDOMISED STUDY

Drobyszgín E.A., Chikmév Yu.V. (Novosibirsk, Rússia) 18 TACTICO-SURGICAL ASPECTS OF DIAGNOSTICS AND TREATMENT OF PATIENTS WITH INSTRUMENTAL PERFORATION OF OESOPHAGUS

Hall «Alexandrovskiy 3+4»



10:00 – 10:15

Coffee break at the exhibit area

Hall «Alexandrovskiy 1+2+3+4»



10:15 – 10:45

Commencement Lecture

Porkhanov V.A. (Krasnodar, Russia)
«MY» DARLING THORACIC SURGERY

10:45 – 12:45

**EACTS/ESTS/DGTHG/ATSR Plenary Session:
Guidelines and Registries for Quality Control in Cardiothoracic Surgery**

Moderators: Uva M.S., Massard G., Harringer W, Yablonskiy P.K, Haverich A.

Uva M.S. (Lisbon, Portugal) – EACTS President
CLINICAL GUIDELINES: HOW TO MAKE THEM AND WHAT FOR?

Harringer W. (Braunschweig, Germany) – DGTHG President
HOW IMPORTANT ARE THE REGISTRIES FOR GERMAN SOCIETY OF CARDIOTHORACIC SURGEONS?

Massard G. (Strasbourg, France) – ESTS President
HOW DO THE GUIDELINES INFLUENCE THE EDUCATIONAL PROGRAMS

Yablonskiy P.K. (St-Petersburg, Russia) – ATSR President
NATIONAL CLINICAL GUIDELINES – VIRTUAL REALITY OR REAL CONSENSUS?

Haverich A. (Hannover, Germany)
HOW USEFUL ARE THE GUIDELINES IN DAILY PRACTICE?

12:45 – 13:00

Break

Hall «Alexandrovskiy 3+4»

13:00 – 13:55

Meeting of the Profile Commission attached to the Chief Independent Specialist, Thoracic Surgeon Moh*Chairman: Yablonskiy P.K.*

2016 ACTIVITY REVIEW OF MEDICAL INSTITUTIONS PROVIDING MEDICAL CARE UNDER "THORACIC SURGERY" PROFILE. MAIN AREAS OF WORK IN 2017

ON THE DEVELOPMENT OF PROFESSIONAL STANDARD «THORACIC SURGEON MEDICAL DOCTOR»

ON THE DEVELOPMENT OF DRAFT MAIN EDUCATIONAL PROGRAMME FOR POST-GRADUATE TRAINING OF DOCTORS OF HIGHEST QUALIFICATION IN THORACIC SURGERY SPECIALITY

MISCELLANEOUS

14:00 – 16:00

Robots in Cardio-Thoracic Surgery*Moderators: Park B., Yablonskiy P.K., Meljy F.*

Meljy F. (Piza, Italy)

GENERAL CONCEPT OF ROBOTIC THORACIC SURGERY: NEW AREAS, ADVANTAGES AND DISADVANTAGES

R ck ért J.-C. (Bérlîn, Gérmány)

ROBOTIC THYMECTOMY AS A MODERN STANDARD FOR THYMUS SURGERY

Park B. (Néw-York, USA)

ROBOTIC OESOPHAGEAL SURGERY – ADVANTAGES AND DISADVANTAGES

Yablonskiy P.K. (St Pétersbürg, Rússiá)

SPECIFICS OF ROBOTIC LOBECTOMIES IN TB PATIENTS

Arkhnjov A.N. (Novosibírsk, Rússiá)

ROBOTIC INTERVENTIONS IN CARDIOSURGERY

16:00 – 16:15

Break

16:15 – 18:15

Thymopathy Surgery: History and Modern Days*Moderators: R ckerť]-C, Ippolítov L.I, Pishchik V.G, Zielinski M.*Ippolítov L.I. (Moscow, Rússia)
THYMUS SURGERY: MOSCOW SCHOOL, THE MOST EXTENSIVE RUSSIAN EXPERIENCEPishchik V.G., Yablonský P.K. (St Pétersbürg, Rússia)
MINI-INVASIVE THYMUS SURGERY: VIEW FROM ST PETERSBURG, 20-YEARS' EXPERIENCESéígal R.F. (Kazan, Rússia)
THYMUS TUMOURS SURGERY: VIEW FROM KAZANZielinski M. (Zakopané, Poland)
ALTERNATIVE APPROACHES IN THYMUS SURGERY: TRANS-CERVICAL AND SUB-XYPHOIDR ckerť]-C. (Bérлін, Germany)
PRINCIPLES OF MYASTHENIA SURGERY: EVOLUTION OF VIEW ONTO THE THYMECTOMY TECHNIQUE
Filosso P.-L., Ruffini E. (Toríno, Italy)
THYMOMATOUS SURGERY PRINCIPLES: EVOLUTION OF STAGING, CLASSIFICATION AND SURGICAL TECHNIQUES

18:30

Buses leaving for a friendly five-a-side game (mini-football)

Hall «Alexandrovskiy 1+2»

08:30 – 10:00

Infections in Thoracic Surgery*Moderators: Koramysov E.A., Ghiller D.B.*

Koramysov E.A., Bényan A.S., Medvédchikov-Ardja M.A. (Samara, Russia)
 DISAPPOINTING RESULTS OF COMBATING INFECTION IN THORACIC SURGERY: WHAT IS THE WAY OUT?

Avétisyan A.O., Marfina G.Yü., Küd'ryashov G.G., Chaúsov A.V., Shépičhev E.V. Yablonskiy P.K. (St Pétersbürg, Russia)
 SPECIFICS OF TB EMPYEMA IN ADULTS

Ghiller D.B. (Moscow, Russia)
 SURGICAL TREATMENT OF TB EMPYEMA IN CHILDREN

Fürziĳkov D.I., Chmiúzh M.A., Penknoviĳh A.A., Bogodúkhov M.A., Sidneva S. (Nizhniy Novgorod, Russia)
 GANGRENE AND GANGRENOUS LUNG ABRCESS – RESECTION OR THORACOSTOMY

Sulĳmanov R.A., Sulĳmanov R.R., Bondarénko S.V., Spasskiy E.S. (Velikiy Novgorod, Russia)
 ORGAN SPARING APPROACHES IN TREATING DESTRUCTIVE PNEUMONIAS COMPLICATED BY PYOPNEUMOTHORAX

Pogodina A.N. (Moscow, Russia)
 ARROSIIVE HAEMORRHAGE IN PURULENT MEDIASTINITIS

Motúš I.Ya., Bazhénov A.V., Kholnyĳ P.M., Tsvirénko A.S., Basyrov R.T., Kardapoltsév I.B. (Yekaterinbürg, Russia)
 USING VASCULAR OCCLUDERS TO TREAT BRONCHIAL FISTULAS AFTER PNEUMONECTOMY: FIRST CASES

10:00 – 10:15

Coffee break at the exhibit area

10:15 – 10:45

Commencement Lecture (See page 19)

10:45 – 12:45

**EACTS/ESTS/DGHTG/ATSR Plenary Session:
 Guidelines and Registries for Quality Control in Cardiothoracic Surgery**

12:45 – 13:00

Break

Hall «Alexandrovskiy 1+2»**FEHLING**
INSTRUMENTS

13:00 – 13:55

Lunch Symposium. Minimally Invasive Mitral Valve Surgery
*(supported by Fehling Instruments):**Модераторы: Tudorache I, Bogachev-Prokofiev A.V, Chernov I.I., Raanani E.**Богачёв-Прокофьев А.В. (Новосибирск, Россия)
HOW TO START THE PROGRAM?**Чернов И.И. (Астрахань, Россия)
TECHNICAL ASPECTS OF MINIMALLY INVASIVE SURGERY**Раанани Е. (Рамат Ган, Израël)
NEW TECHNOLOGIES IN MITRAL VALVE SURGERY**Тудораче И. (Ханновер, Германия)
WHAT CAN I DO MINIMALLY INVASIVE?*

14:00 – 16:00

Modern Approaches in Aortic Surgery*Модераторы: Belov Y.V., Underwood M., Gordeev M.L.**Бéлов Y.V. (Москва, Россия)
PARTICULARITIES OF SURGICAL TREATMENT OF THORACOABDOMINAL AORTIC ANEURYSMS**Underwood M. (Hong Kong, China)
COMPLEX RE-OPERATIVE AORTIC SURGERY: TIPS AND TRICKS**Барбухатт К.О. (Краснодар, Россия)
UNUSUAL SITUATIONS IN AORTIC SURGERY**Shrestha M.L. (Hannover, Germany)
BEATING HEART TECHNIQUE IN AORTIC ARCH SURGERY**Россéлкин Е.В., Евдокимов М. (Пéenza, Россия)
PENZA ARCH TECHNOLOGY: ANESTHESIOLOGIST'S AND SURGEON'S POINT OF VIEW**Charchyan E.R. (Москва, Россия)
SURGICAL TACTICS FOR TYP I AORTIC DISSECTION*

Hall «Alexandrovskiy 1+2»

16:00 – 16:15

Break

16:15 – 18:15

How to Improve Bypass Graft Durability: 50 Years of Experience*Moderators: Favaloro R., Schneider YA, Bazylev VV*

Favaloro R. (Buenos Aires, Argentina)
50 YEARS OF VENOUS BYPASS GRAFT: MYTHS AND REALITY

Schneider YA. (Kaliningrad, Russia)
OVER 60 YEARS OF ARTERIAL GRAFT: CURRENT STANDARD

Bazylev VV. (Penza, Russia)
LATE OCCLUSION OF CORONARY BYPASS: FLOWMETRIC PREDICTORS

Popov VA (Moscow, Russia)
HYBRID MYOCARDIAL REVASCULARIZATION IN 2017

Akhturin R.S., Latypov R. (Moscow, Russia)
CORONARY ARTERY RECONSTRUCTION: ENDARTERECTOMY AS A SOLUTION FOR DIFFUSE CORONARY LESIONS

Haverlich A. (Hannover, Germany)
HOW CAN WE IMPROVE BYPASS GRAFT DURABILITY: PATHOMORPHOLOGICAL INSIGHTS?

Sukhovskaya O.A. (St Petersburg, Russia)
HELP IN TREATMENT OF NICOTINE ABUSE IN PATIENTS WITH CARDIOVASCULAR DISEASES

18:30 **Buses leaving for a friendly five-a-side game (mini-football)**

Hall «Ekaterininskiy 2»

08:30 – 10:00

Interactive Poster Discussion (Cardio surgery)*Moderators: Haverich A, Ostrovskiy YP*

Dalhin VV. (Moscow, Russia)
PARTICULARITIES OF SURTIRELESS PROSTHESES IMPLANTATION IN PATIENTS WITH BICUSPID AORTIC VALVE

Pétrovich N.S. (Minsk, Bélaris)
VENO-ARTERIAL EXTRACORPOREAL MEMBRANE OXYGENATION AS A MECHANICAL SUPPORT FOR CARDIAC GRAFT FAILURE

Vachov S.A. (Moscow, Russia)
EARLY RESULTS OF SURGICAL TREATMENT OF ATRIAL FIBRILLATION

Amazayev S.V. (St Pétersbürg, Russia)
OUR EXPERIENCE OF ENDOVASCULAR TREATMENT OF ANEURISM OF THE THORACIC AORTA

Martirosyan A.K. (Moscow, Russia)
OFF-PUMP AUTOARTERIAL MYOCARDIAL REVASCULARISATION IN PATIENTS WITH MULTIVESSEL DISEASE USING TWO INTERNAL THORACIC ARTERIES

Sulmanov R.R. (Veïlkıy Novgorod, Russia)
SURGICAL TREATMENT OF PERICARDIAL EFFUSION WITH SUB-XYPHOID THORACOSCOPICAL PROCEDURE

Dudakov V.A. (Moscow, Russia)
ELECTRODE-ASSOCIATED INFECTIOUS ENDOCARDITIS: SURGICAL OPTIONS

Bélah S.A. (Krasnodar, Russia)
SURGICAL TREATMENT OF DIFFUSE ATHEROSCLEROTIC LESIONS IN CORONARY ARTERIES

Enginoyev S.T. (Astrakhan, Russia)
SURGICAL APPROACHES IN MITRAL VALVE DISPLASIA SURGERY

Kozlov S.I. (Minsk, Bélaris)
SURGICAL TACTICS FOR COMBINED LESIONS OF BRACHIOCEPHALIC AND CORONARY ARTERIES

Coffee break at the exhibit area

10:00 – 10:15

10:15 – 10:45

Commencement Lecture (See page 19)

10:45 – 12:45

FACTS/ESTS/DGHTG/ATSR Plenary Session:**Guidelines and Registries for Quality Control in Cardiothoracic Surgery (see page 19)**

Hall «Ekaterininskiy 2»

12:45 – 13:00

Break

13:00 – 13:55

***Meeting of the Profile Commission attached to the Chief Independent Specialist, Thoracic Surgeon MoH
(see page 20)***

14:00 – 16:00

Lung Cancer: Controversial and Unresolved Issues

Moderators: Levenko E.V., Kononets P.V.

Pétrova.S. (St Pétersbürg, Rússía)
WHY DEFINE N CANCER STAGE PRIOR TO OPERATION AND HOW SHOULD THE TREATMENT TACTICS CHANGE?

Kononéts P.V. (Moscow, Rússía)
TECHNICAL ASPECTS OF THORACOSCOPIC MEDIASTINAL LYMPH NODE DISSECTION: «NODES FIRST».

Lévchenko E.V. (St Pétersbürg, Rússía)
NEOADJUVANT CHEMOTHERAPY IN MODERN CONDITIONS AND EVIDENCE:
FOR WHOME, WHEN AND HOW IT IMPACTS FURTHER SURGICAL TREATMENT?

Pishchik V.G. (St Pétersbürg, Rússía)
SURGERY OF "SUSPICIOUS" LUNG NEOPLASMS WITHOUT VERIFICATION.
FILIBUSTERISM OR SAVING FEDERAL FUNDS

Vürsol D.A., Píkín O.V., Ryabov A.B. ét al. (Moscow, Rússía)
OLIGOMETASTATIC LUNG CANCER: ANY PLACE FOR SURGERY?

16:00 – 16:15

Break

Hall «Ekaterininskiy 2»

16:15 – 18:15

Chest Trauma*Moderators: Zhestkov K.G., Pushkin S.Yu., Pogodina A.N.*

Bényan A.S., Korymasov E.A., Púshkín S.Yü. (Samara, Rússiá)
 FACTORS INFLUENCING THE CHOICE OF CHEST STABILISATION METHOD IN MULTIPLE AND FLOATING RIB FRACTURES

Daniélyan Sh.N., Abakúmov M.M., Pogodína A.N., Mironov A.V., Gasanov A.M., Vilk A.P. (Moscow, Rússiá)
 DIAGNOSTICS AND TREATMENT FOR TRAUMATIC BRONCHI RUPTURES

Tüliupov A.N., Sînenchenko G.I., Bésayév G.M., Safoyév M.I., Nîkîîñ A.V. (St Pétersbürg, Rússiá)
 NEW WAY OF TREATING BRONCHI RUPTURES

Daniélyan Sh.N., Abakúmov M.M., Müsîîmov R.Sh., Vilk A.P. (Moscow, Rússiá)
 TRANSDIAPHRAGMATIC INTERCOSTAL HERNIA IN THE RESULT OF SEVERE COUGHING

Púshkín S.Yü., Shatokhín V.D., Kaméév I.R. (Samara, Rússiá)
 PROVIDING MEDICAL CARE TO PATIENTS WITH POLYTRAUMA IN SAMARA REGION

Pogodína A.N., Tatarînova E.V., Korovkîna E.N., Nîkolaéva E.B. (Moscow, Rússiá)
 MISTAKES AND COMPLICATIONS IN CASE OF PHARYNX AND OESOPHAGUS WOUNDS

18:30

Buses leaving for a friendly five-a-side game (mini-football)

Hall «Ekaterininskiy 3»

08:30 – 10:00

Association of Medical Nurses of Russia Symposium

Chairperson: Sarkisova V.A. – President, Association of Medical Nurses of Russia; Chairman, European Forum for National Nurses' and Midwives' Associations and WHO

OPENING OF SYMPOSIUM

Sarkisova V.A. (St Pétersbürg, Rússia)

MEDICAL NURSES AS DRIVERS OF CHANGE: RAMN ACTIVITIES IN RUSSIA AND IN EUROPE

Sérébrénnikova N.V. (St Pétersbürg, Rússia)

CONTINUOUS MEDICAL EDUCATION – REALITIES AND PERSPECTIVES

Samoilenko V.V. (St Pétersbürg, Rússia)

INNOVATIVE TECHNOLOGIES IN THE WORK OF SURGICAL NURSE

OPEN MICROPHONE, DISCUSSION, QUESTIONS AND ANSWERS

Coffee break at the exhibit area

10:15 – 13:00

Association of Medical Nurses of Russia Symposium (Cont'd)

Antipova L.V. (Moscow, Rússia)

SPECIFICS OF OP NURSE WORKFLOW IN LUNG TRANSPLANTATION

Zariûin A.V. (Krasnoyarsk, Rússia)

TRANSPLANTOLOGY – HEART TRANSPLANTATION

Yünüsova A.I. (Moscow, Rússia)

PATIENT'S SAFETY BASICS IN ENDOSCOPIC INTERVENTIONS

Mal'yarova T.S. (Tyûmën, Rússia)

NURSES' STUDIES IN TRADITIONAL AND MINI-INVASIVE THORACIC SURGERY. BENEFITS OF ROBOT-ASSISTED OPERATIONS



Hall «Ekaterininskiy 3»

Vérstova I.V. (Moscow, Russia)
 ORGANISING 7/24 X-RAY SURGICAL CARE TO PATIENTS WITH ACUTE MYOCARDIAL INFARCTION

Likhodiyevskaya T.G., Fédorshina S.V. (St Pétersburg, Russia)
 OPTIMISING X-RAY SURGICAL TRANSBRONCHIAL LUNG BIOPSY

OPEN MICROPHONE, DISCUSSION, QUESTIONS AND ANSWERS

13:00 – 14:00

Coffee break at the exhibit area

14:00 – 16:00

Association of Medical Nurses of Russia Symposium (Cont'd)

Shnéider V.A. (Kalinîngrad, Russia)
 EFFECTIVE HAI PREVENTION IN SURGERY BLOCK – MYTH OR REALITY?



Parshina E.A. (Pérm, Russia)
 ROLE OF NURSES AND POST-OP CARE IN PREVENTING SUTURES' FAILURE AND STERNAL INSTABILITY

Kütüzova S.V. (Péetrozavodsk, Russia)
 PREVENTING PROFESSIONAL BLOODBORNE INFECTIONS. SAFE METHODS WORKING WITH SHARP INSTRUMENTS

Kholodova I.A. (Kalinîngrad, Russia)
 EFFICIENCY EVALUATION OF PREOPERATIVE SKIN ANTISEPTICS IN CARDIOSURGERY

Kozhúra I.G. (Krasnoyarsk, Russia)
 MODERN APPROACH TO ORGANISATION OF WORK WITH SURGICAL INSTRUMENTS.
 HOW AUDIT IMPACTS THE DURATION OF SURGICAL INSTRUMENTS USAGE.

OPEN MICROPHONE, DISCUSSION, Q&A

Hall «Ekaterininskiy 3»

16:00 – 16:15

Break

16:15 – 18:15

Association of Medical Nurses of Russia Symposium (Cont'd)

Ozhoghina I.I. (Moscow, Russia)

THE USE OF NEW SANITISATION METHODS IN MPI OPERATION BLOCK.

Chernyayeva V.S. (Tyumen, Russia)

MASTER-CLASS: THE USE OF MEDICAL GLOVES TO PREVENT HAI TAKING INTO ACCOUNT NEW ROSPOTREBNADZOR RECOMMENDATIONS

Yun Zh.Y. (Vladivostok, Russia)

PATIENTS' MANAGEMENT AFTER ACBG AT THE FAR EAST FEDERAL UNIVERSITY MEDICAL CENTRE

Bok E.G. (Krasnodar, Russia)

TOPICAL ISSUES OF TREATING AND NURSING PATIENTS WITH STERNOMEDIASTITIS

Kazban O.O., Enginoyev S.T., Yeryomina L.Yü., Kuznetsova T.V., Yekimova N.A., Chernov I.I., Tarasov D.G. (Astrakhan, Russia)

ROLE OF OP NURSE IN AUTOVENOUS GRAFT ENDOSCOPIC HARVESTING

OPEN MICROPHONE, Q&A

TEST CONTROL. QUESTIONNAIRES

SUMMING UP AND CLOSING OF SYMPOSIUM

Hall «Ekaterininskiy 4»

09:00 – 18:00

**Training-Room
Thoracoscopic Lobectomy Skills**

Open Master-Class, with preliminary booking at «Ethicon» booth.



ETHICON
PART OF THE Johnson & Johnson FAMILY OF COMPANIES

STORZ
KARL STORZ — ENDOSCOPE



JUNE 2017 *Dr. Stensborg*

- 12
- 13
- 14
- 15
- 16
- 17
- 18

DAY 3
SCIENTIFIC SESSIONS

Hall «Alexandrovskiy 3+4»**Injury to the esophagus**

09:00 – 11:00

Moderators: Pogodina A.N., Belokonev V.I.

Bélokonev V.I., Púshkin S.Y., Bénián A.S., Réshétov A.P. (Samara, Rússia)
 CLINICAL ASPECTS OF TREATING PATIENTS WITH ESOPHAGEAL INJURIES

Pogodina A.N., Rabadanov K.M. (Moscow, Rússia)
 DIGESTIVE AND RESPIRATORY FISTULAS IN PATIENTS WITH SPONTANEOUS RUPTURE OF THE ESOPHAGUS

Plakshin S.A., Sablin E.E. (Pérm, Rússia)
 IATROGENIC ESOPHAGEAL INJURY DURING THERAPEUTIC AND DIAGNOSTIC MANIPULATIONS

Ignatyúk A.N., Karpítskiy A.S., Pan'ko S.V., Bouífalík R.I., Zhúrbenko G.A., Vakúlich D.S. (Brést, République of Bélarús)
 15-YEAR EXPERIENCE OF TREATING ESOPHAGEAL INJURY

Raïkhan Md Al, Bülyniñ V.V., Zhdanov A.I. (Voronezh, Rússia)
 COMPARATIVE RESULTS OF TREATING SPONTANEOUS RUPTURE OF THE ESOPHAGUS

Stolyarov S.I. (Chéboक्सary, Rússia)
 IATROGENIC CAUSES OF ACUTE MEDIASTINITIS

11:00 – 11:15

Coffee break at the exhibit area

11:15 – 12:55

Peculiarities of esophageal resection and plasty in various diseases*Moderators: Ryabov A.B., Burmistrov M.V., Levchenko E.V.*

Sobolev D.D., Ryabov A.B., Khomyakov V.M., Pikhin O.V., Kolobayev I.V., Cherenisov V.V. (Moscow, Russia) SURGICAL AND COMBINED TREATMENT FOR CANCER OF THE THORACIC ESOPAGUS: EXPERIENCE OF THE MOSCOW HERTZEN CANCER RESEARCH INSTITUTE

Il'yn I.A. (Minsk, République of Bélarüs) PRIMARY ESOPHAGEAL PLASTY WITH THE BOWEL IN SURGICAL TREATMENT FOR CARCINOMA OF THE ESOPHAGUS AND GASTROESOPHAGEAL JUNCTION

Sékhnaïdzé D.V. (Tyümen', Rússia) SINGLE-PORT ACCESS MINIMALLY INVASIVE RESECTION OF THE ESOPHAGUS

Akhparov N.N., Süleïmanova S.B., Lîtoosh V.E. (Almaty, Kazakhstan) APPROACHES TO ESOPHAGOPLASTY IN CHILDREN

Sîgal E.I., Bürmîstrov M.V., Sharapov T.L., Bakîrov M.R. (Kazan, Rússia) ROLE OF THE HELLER PROCEDURE IN TREATMENT OF ACHALASIA CARDIA

Tarasova I.A., Tskhovrébov A.T., Bîrarov T.T., Boyéva I.A., Nîkoda V.V., Shéstakov A.L. (Moscow, Russia) OPPORTUNITIES OF THE PROGRAM OF ENHANCED RECOVERY IN RECONSTRUCTIVE SURGERY FOR BENIGN CONDITIONS OF THE ESOPHAGUS

13:00 – 13:55

Poster session 'Cardiac Surgery' (at the exhibition area)*Moderator: Haverich A*

13:00 – 13:55

Poster session 'Thoracic Surgery' (at the exhibition area)*Moderators: Yablonskiy P.K., Zhestkov K.G.*

Hall «Alexandrovskiy 3+4»

14:00 – 16:00

***Surgery for 'difficult' and complicated cases of tracheal diseases
(Symposium in memory of Y.N. Levashev)***

Moderators: Kozak A.R., Akopov A.A., Portkhanov V.A.

Kozak A.R., Yablonsky P.K., Shaifrovsky B.B., Atyukov M.A., Vasilyev I.V., Serézyñ I.S.
(St. Pétersbürg, Rússia)
20 YEARS OF TRACHEAL SURGERY AT ONE CENTER: WHO, WHEN AND WHAT?

Broder I.A., Satyvaldaev M.N., Mashkina N.A., Sékhnitaidzé D.D. (Tyúmen, Rússia)
EVOLUTION OF TRACHEAL STENOSIS

Topolntsky E.B., Krasov A.V., Delger S.S., Mal'kov M.V. (Tomsk, Rússia)
SURGICAL TREATMENT OF CICATRICAL TRACHEAL STENOSIS

Sul'manov R.A., Sul'manov R.R., Bondarenko S.V., Spassky E.S. (Novgorod the Great, Rússia)
DIFFICULTIES IN SELECTING A MODALITY OF SURGICAL TREATMENT FOR DOUBLE CICATRICAL TRACHEAL S
TENOSIS

Aksyénova E.V., Púshkin S.Y., Chítayév A.G., Schérbakov D.A. (Samara, Rússia)
INDICATIONS FOR AND PECULIARITIES OF PERFORMING TRACHEOSTOMY ON PATIENTS IN INTENSIVE CARE

Gállér D.B. (Moscow, Rússia)
SURGICAL REMOVAL OF THE TRACHEA WITH ITS RECONSTRUCTION USING BRONCHOPULMONARY SEGMENTS
OF LEFT LUNG



Hall «Alexandrovskiy 1+2»



**Anniversary Session on Pulmonary Embolism –
110 Years of Trendelenburg Operation**

Moderators: Pretorius V., Jenkins D., Akchurin R.S., Cebotari S., Khubulava G.G.

Cébotari S. (Hannover, Germany)
PULMONARY EMBOLISM: INTRODUCTION

Khübülava G.G. (St. Pétersbürg, Rússiá)
SURGERY FOR ACUTE PULMONARY EMBOLISM

Moîsééva O.M. (St. Pétersbürg, Rússiá)
PULMONOLOGIST'S POINT OF VIEW: THERAPEUTICAL OPTIONS

Prétoriüs V. (San Diégo, USA)
DEVELOPMENT OF CTEPH PROGRAM

Jenkins D. (Cambridge, Great Britain)
SURGICAL ASPECTS OF PULMONARY ENDARTERECTOMY

Akchürin R.S. Mershin K. (Moscow, Rússiá)
OUR FIRST EXPERIENCE IN PULMONARY ENDARTERECTOMY: CHALLENGES WE FACED

11:00 – 11:15

Coffee break at the exhibit area



11:15 – 12:55

Anniversary Session on Heart Transplantation: 50 Years of Experience*Moderators: Hetzer R, Gautier S.V, Ostrovskiy Y.P.*Hetzer R. (Bérlîn, Gérmán)
HISTORY OF HEART TRANSPLANTATIONNikolaev G.V, Gordeev M.L. (St. Petersburg, Russia)
HOW TO IMPROVE PATIENT SURVIVAL ON A HEART TRANSPLANTATION WAITING LIST – OUR EXPERIENCEOstrovskiy Y.P. (Minsk, Bélarús)
MECHANICAL SUPPORT AS BRIDGE TO TRANSPLANTATIONGautier S.V. (Moscow, Russia)
HEART TRANSPLANTATION IN RUSSIA – 30 YEARS LATERDoronin D.V. (Novosibirsk, Russia)
HEART TRANSPLANT AFTER LVAD – OUR EXPERIENCE
Simon A. (London, United Kingdom)
ORGAN CARE SYSTEM FOR HEART TRANSPLANTATION

13:00 – 13:55

Lunch Symposium: Pacemaker Infections*Moderators: Popov VA, Khubulava G.G, Pretorius G.D.*Popov VA. (Moscow, Rússia)
TREATMENT STRATEGIES FOR PACE MAKER INFECTIONSPretorius G.D. (San Dégo, US)
LASER EXTRACTION OF ELECTRODES IN PACEMAKER-ASSOCIATED ENDOCARDITISKhubulava G.G. (St. Pétersbürg, Rússia)
OPEN SURGICAL EXTRACTION OF ELECTRODES IN PACEMAKER-ASSOCIATED ENDOCARDITIS

Hall «Alexandrovskiy 1 +2»

14:00 – 16:00

Atrial fibrillation in cardiac surgery*Moderators: Revishvili A.S., Raanani E., Bogachev-Prokofyev A.V.*Révishvíľ A.S. (Moscow, Rússía)
MULTIDISCIPLINARY APPROACH IN SURGICAL AF TREATMENTShúbiľk Y.V. (St. Pétersbürg, Rússía)
CONSERVATIVE PERIOPERATIVE MANAGEMANT OF AF IN CARDIAC SURGICAL PATIENTSRaananî E. (Ramat Gan, Israél)
SURGERY FOR ISOLATED AFBogachév-Prokofíyév A.V. (Novosiñbrsk, Rússía)
WHEN AND HOW TO DO THE COMBINED ABLATION DURING MITRAL VALVE SURGERY?Popov V.A. (Moscow, Rússía)
WHEN AND HOW TO DO THE COMBINED ABLATION DURING BYPASS SURGERY?Chérnov I.I. (Astrakhan, Rússía)
LEFT ATRIUM APPENDAGE: WHEN AND HOW TO RESECT?**Hall «Ekateriniskiy 2»**

09:00 – 11:00

Advanced practice of Russian cardiothoracic surgery.***The Krasnodar Krai Center****Moderators: Polykov I.S., Barbukhatti K.O.*Zyblóva E.I. (Krasnodar, Rússía)
ECG-SYNCHRONIZED CT ANGIOGRAPHY OF THE CHEST IN LUNG CANACER PATIENTS

Hall «Ekaterininskiy 2»

Porkhanov V.A. (Krasnodar, Russia)
THORACIC SURGERY – TRENDS AND RESULTS

Naryzhny N.V. (Krasnodar, Russia)
APICAL LUNG CANCER – EXPANDING HORIZONS OF SURGICAL TREATMENT

Polykov I.S. (Krasnodar, Russia)
LUNG TRANSPLANT PROGRAM IN THE KRASNODARSKY KRAI

Barbúkhattá K.O. (Krasnodar, Russia)
HEART TRANSPLANT: HOW RO DESIGN AND IMPLEMENT 'ON THE PERIPHERY' PROJECT?

Daniłov V.V. (Krasnodar, Russia)
VATS RESECTION FOR LUNG CANCER. MAY IT REPLACE THORACOTOMY?

Kovalénko A.L. (Krasnodar, Russia)
NEGATIVE PRESSURE WOUND THERAPY FOR COMPLICATIONS IN THORACIC SURGERY (DEFECTS OF THE ESOPHAGUS, EMPYEMA, BRONCHIAL FISTULA)

Naryzhny N.V. (Krasnodar, Russia)
FAST TRACK (ERAS) – METHODS INTRODUCED ARE IMPROVING TREATMENT OUTCOMES IN SURGICAL PATIENTS. PROVISION OF CARE TO PATIENTS WITH THORACIC INJURIES

Fédprchenko N.V. (Krasnodar, Russia)
RADIOSURGEON AND THORACIC SURGEON – FRIENDSHIP FOR A CENTURY!

Gilévich I.V. (Krasnodar, Russia)
POSSIBILITIES AND PERSPECTIVES OF REGENERATIVE MEDICINE IN THORACIC SURGERY

11:00 – 11:15

Coffee break at the exhibit area

Hall «Ekaterininskiy 2»

11:15 – 12:55

Round table: 'Unusual' Pneumothorax. Complication of COPD and emphysema in practice of a thoracic surgeon

Moderators: Akopov A.L., Avzaletdinov A.M., Pischik V.G.

Zhéstkov K.G. (Moscow, Russia)
SECONDARY PNEUMOTHORAX – WHAT IS IT? STRATEGY OF ANTIRELAPSE TREATMENT

Obornév A.D., Pischik VG., Atykov M.A. (St. Pétersbürg, Russia)
ENDOMETRIOSIS-RELATED PNEUMOTHORAX

Gorbinkov S.D., Varlamov V.V., Akopov A.L. (St. Pétersbürg, Russia)
IATROGENIC PNEUMOTHORAX IN PATIENTS WITH GENERALIZED EMPHYSEMA. SURGICAL TACTICS

Korymasov E.A., Béhian A.S., Strelníkov A.O. (Samara, Russia)
TRETMENT OF PNEUMOTHORAX RELAPSES AFTER ANTIRELAPSE THERAPY

Gérshévich V.M. (Omsk, Russia)
LUNG VOLUME REDUCTION: IS MINIMALLY INVASIVE TREATMENT INFERIOR TO OPEN SURGERY?!

Lunch-symposium (supported by 'Takeda Pharmaceutical'): Treatment and prevention of postoperative complications in cardiovascular and thoracic surgery. Significant challenges in treating surgical sepsis

Avétisian A.O. (St. Pétersbürg, Russia)
TREATMENT AND PREVENTION OF INTRA AND POSTOPERATIVE COMPLICATIONS OF HEMOSTASIS AND AEROSTASIS IN LUNG SURGERY

Uspénskij V.E. (St. Pétersbürg, Russia)
SURGICAL STRATEGY FOR VARYING DEGREE OF ASCENDING AORTA DILATATION

Goloschapov O.V. (St. Pétersbürg, Russia)
ANTIMICROBIAL RESISTANCE IN PATIENTS WITH SEVERE SEPSIS



13:00 – 13:5

Hall «Ekaterininskiy 2»

14:00 – 16:00

Surgical treatment of mediastinitis and surgical site infections

Moderators: Plaksin S.A., Korymasov E.A., Pechetov A.A.

Stupachenko D.O. (Donetsk, Ukraine)
OUR EXPERIENCE OF SURGICAL TREATMENT FOR DESCENDING MEDIASTINITIS

Matvéev V.Y., Khasanov R.M., Magomedov B.A. (Kazan, Russia)
DIAGNOSIS OF AND SURGICAL TREATMENT FOR MEDIASTINITIS OF VARIOUS ETIOLOGIES

Yévtéev V.Y., Bilyñin V.Y. (Voronezh, Russia)
THE FIRST EXPERIENCE OF MINIMALLY INVASIVE NAVIGATED CT-GUIDED INTERVENTIONS FOR MEDIASTINITIS

Künzétsova O.A., Kütyrév E.A., Poddubny V.Y., Zhéstkov K.G. (Moscow, Russia)
EXPERIENCE OF VACUUM-ASSISTED THERAPY OF PURULENT PROCESSES IN THORACIC SURGERY

Grítsyúta A.Y., Péchérov A.A., Yésakov Y.S., Makov M.A. (Moscow, Russia)
DIFFERENTIAL APPROACH TO STRATEGY OF SURGICAL TREATMENT FOR CHRONIC NON-SPECIFIC PLEURAL EMPYEMA AFTER LUNG SURGERY

Gorbunkova S.D. (St. Pétersbürg, Russia)
PREOPERATIVE REHABILITATION AND POSTOPERATIVE MANAGEMENT OF PATIENTS WITH CHRONIC RESPIRATORY DISEASES

Hall «Ekaterininskiy 4»

09:00 – 18:00

***Training room
Thoracoscopic lobectomy skills***

Free-for-all master class, signing in at the «Ethicon» station.

13:00 – 13:55

Master class

Moderator: Pischik V.G.